



# FREEDOM<sup>®</sup>

PRICING TOOLS

2024 QUICK GUIDE

# Hello from The Andersons Freedom® Team!

When dealing with ever changing market environments how you manage your risk and the plan you set in place are keys to your success. Forward thinking and diversification are vital parts of a successful risk management plan. This is why The Andersons offers our Freedom® Pricing Tools, a wide, diverse portfolio of programs made to perform in a variety of market conditions. These programs can help take the emotion out of pricing your bushels by leveraging the high degree of our team's market knowledge.

As an overview, The Freedom portfolio is broken into three major categories;


**Managed Tools** – a suite of programs fully managed by our own dedicated Freedom® professionals who bring discipline and expertise in trading strategies & market analysis to maximize your hedge price under various market conditions.

**Technical Tools** – as the name suggests, our Technical suite of products focuses on the chart-based aspects of trade by taking advantage of back-tested, optimized chart indicators. Buy and sell signals are clearly defined and systematic, diversifying your grain marketing plan.

**Structured Tools** – our suite of Structured programs takes the emotion out of your grain marketing decisions with automated, rules-based programs that work without trading discretion. You will know how each product will perform in all market scenarios while allowing you to customize programs to fit your grain marketing plan.

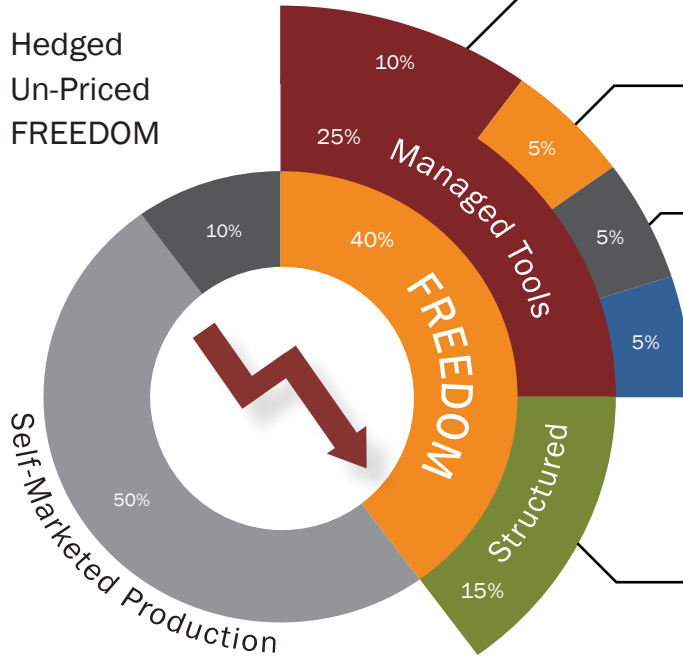
In an effort to help you find the right fit of Freedom® pricing tools, we've provided a breakdown of our tools by performance and bias. Below we categorize our tools into which market conditions they perform best in. Those programs with "most downside protection" typically outperform in markets that are sideways to lower. While tools that give the "most upside potential" historically perform better in markets that move higher.

On the following page we include two sample marketing plans based on flat price bias by breaking down what percentage of production should be allocated to Freedom® and a mix of programs we would suggest. As always we view a diversified approach as best for any grain marketing plan.



## Market Bias: LOWER

- Hedged
- Un-Priced
- FREEDOM



### FREEDOM TRADER<sup>SM</sup>

Actively seeks to build higher hedge values while providing the strongest downside price protection

### FREEDOM TECH<sup>SM</sup>

Fully automated, Tech sells and buys solely on backtested chart indicators

### FREEDOM BIN<sup>SM</sup>

Full-year program finds opportunities for bushels planned for storage

### FREEDOM MID-YEAR<sup>SM</sup>

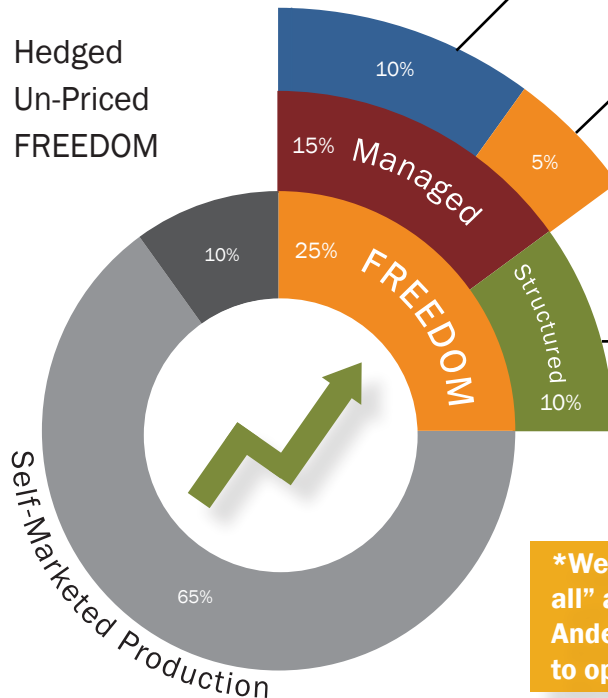
Adds diversification and price protection for extra bin bushels

### FREEDOM MIN-MAX AVG<sup>SM</sup>

Clear pricing parameters get bushels sold by locking in floors with upside potential. Customize by futures month, pricing levels, and selling window to fit any operation

## Market Bias: HIGHER

- Hedged
- Un-Priced
- FREEDOM



### FREEDOM VELOCITY PRO<sup>SM</sup>

Our most aggressive tool can fully price and unprice to capture even the most extreme market environments

### FREEDOM TECH<sup>SM</sup>

Fully automated, Tech sells and buys solely on backtested chart indicators

### FREEDOM SEASONAL AVG<sup>SM</sup>

The power of simplicity. Utilize a proven backtested window to only sell when futures are historically highest. Prices an equal number of bushels daily from Mid-April to Mid-July.

**\*We know that your farm is unique. There's no "one size fits all" approach to risk management. Your Merchant here at The Andersons can assist you with how to incorporate Freedom® to optimize the grain marketing needs of your operation.**



# 2024 FREEDOM<sup>®</sup> PROGRAM LIST

Program	Futures	Base Price	Performance Adjustment	Enrollment Deadline	Start Date	End Date	PBO
<b>CORN</b>							
Freedom <sup>®</sup> Seasonal Daily Average <sup>SM</sup>	<b>CZ24</b>	\$0.04	N/A	<b>4/12/24</b>	4/15/24	7/15/24	\$0.01
Freedom <sup>®</sup> Mid Year <sup>SM</sup>	<b>CN24</b>	\$0.05	\$0.04*	<b>12/15/23</b>	12/18/23	6/12/24	\$0.02
Freedom <sup>®</sup> Trader <sup>SM</sup>	<b>CZ24</b>	\$0.08	\$0.04*	<b>12/15/23</b>	12/18/23	9/4/24	\$0.05
Freedom <sup>®</sup> Trader <sup>SM</sup> (March Start)	<b>CZ24</b>	\$0.08	\$0.04*	<b>2/29/24</b>	3/1/24	9/4/24	\$0.05
Freedom <sup>®</sup> Trader <sup>SM</sup> (2-year)	<b>CZ25</b>	\$0.10	\$0.04*	<b>12/15/23</b>	12/18/23	9/10/25	\$0.05
Freedom <sup>®</sup> Velocity Pro <sup>SM</sup>	<b>CZ24</b>	\$0.10	\$0.04*	<b>12/15/23</b>	12/18/23	10/9/24	N/A
Freedom <sup>®</sup> Velocity Pro <sup>SM</sup> (2-Year)	<b>CZ25</b>	\$0.12	\$0.04*	<b>12/15/23</b>	12/18/23	10/8/25	N/A
Freedom <sup>®</sup> Tech <sup>SM</sup>	<b>CZ24</b>	\$0.08	N/A	<b>12/15/23</b>	12/18/23	9/4/24	\$0.05
Freedom <sup>®</sup> Tech <sup>SM</sup> (2-Year)	<b>CZ25</b>	\$0.10	N/A	<b>12/15/23</b>	12/18/23	9/10/25	\$0.05
Freedom <sup>®</sup> Bin <sup>SM</sup>	<b>CH25</b>	\$0.10	\$0.04*	<b>12/15/23</b>	12/18/23	2/12/25	\$0.05

<b>SOYBEANS</b>							
Freedom <sup>®</sup> Seasonal Daily Average <sup>SM</sup>	<b>SX24</b>	\$0.04	N/A	<b>4/12/24</b>	4/15/24	7/15/24	\$0.01
Freedom <sup>®</sup> Trader <sup>SM</sup>	<b>SX24</b>	\$0.08	\$0.05*	<b>12/15/23</b>	12/18/23	9/4/24	\$0.05
Freedom <sup>®</sup> Trader <sup>SM</sup> (March Start)	<b>SX24</b>	\$0.08	\$0.05*	<b>2/28/24</b>	3/1/24	9/4/24	\$0.05
Freedom <sup>®</sup> Trader <sup>SM</sup> (2-year)	<b>SX25</b>	\$0.10	\$0.05*	<b>12/15/23</b>	12/18/23	9/10/25	\$0.05
Freedom <sup>®</sup> Tech <sup>SM</sup>	<b>SX24</b>	\$0.08	N/A	<b>12/15/23</b>	12/18/23	9/4/24	\$0.05
Freedom <sup>®</sup> Tech <sup>SM</sup> (2-Year)	<b>SX25</b>	\$0.10	N/A	<b>12/15/23</b>	12/18/23	9/10/25	\$0.05

<b>WHEAT</b>							
Freedom <sup>®</sup> Seasonal Daily Average <sup>SM</sup>	<b>WN25</b>	\$0.04	N/A	<b>06/28/24</b>	07/1/24	10/25/24	\$0.01
Freedom <sup>®</sup> Seasonal Daily Average <sup>SM</sup>	<b>KWN25</b>	\$0.04	N/A	<b>06/28/24</b>	07/1/24	10/25/24	\$0.01

\* If indicated, a Performance adjustment will be made if the final price is in the top 33% (or 25%) of the pricing window.

• Third party pricing tools not listed



## ANDERSONSGRAIN.COM/FREEDOM

For more information on the Freedom<sup>®</sup> Pricing Tools portfolio of programs, go to [andersonsgrain.com/freedom](https://andersonsgrain.com/freedom). There you will find detailed program information, searchable performance charts and informational videos. We also provide a tool to help you get started building your plan with Freedom<sup>®</sup> programs to create a smart, well-balanced risk management blueprint.

Sellers are advised to use discretion in making cash grain marketing and pricing decisions. The Andersons is a buyer of cash grain forward contracts which utilize the Freedom<sup>®</sup> Pricing Tools. Freedom<sup>®</sup> Pricing Tools are products of The Andersons, Inc. and its affiliates ("Andersons"), and are not advisory tools. The Andersons does not make any representations or warranties, nor guarantees the performance of the Freedom<sup>®</sup> Pricing Tools.